


Specifications

Insulation Resistance: 1,000M Ω min. at 500V DC
 Withstanding Voltage: 500V AC rms for 1 minute
 Contact Resistance: 15m Ω max. at 10mA
 Current Rating: 1A
 Operating Temp. Range: -20°C to +85°C
 Soldering Temperature: 260°C /5sec.



Materials and Finish

Housing: PBT (glass filled), UL 94V-0 rated
 Contacts: Beryllium Copper
 Plating: Au over Ni



Features

- ⇒ Contact pitch 1.27mm connectors for high-density mounting
- ⇒ Variations include cable connection and board-to-board connection types
- ⇒ Unique three-fork contact of IDC type allows termination of 0.635mm pitch flat cable

Part Number (Details)

NFP - 10G - 0100 BF

Series (plug)

No. of Leads

Type of Plating:

	Base	Mating Face	Solder Terminals
BF	Ni 2.5-4.5 μ m	Au 0.3 μ m min.	Au 0.05 μ m min.
FF	Ni 2.5-4.5 μ m	Au 0.5 μ m min.	Au 0.05 μ m min.

Applicable Cables

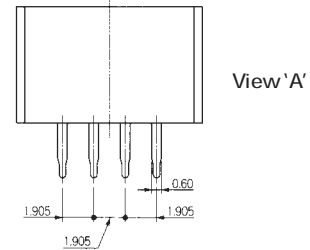
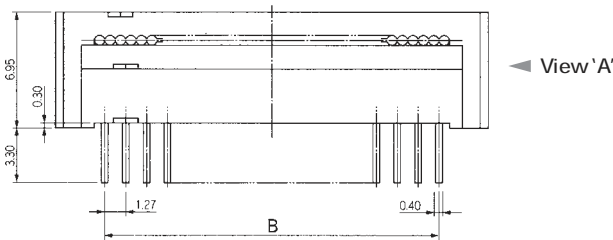
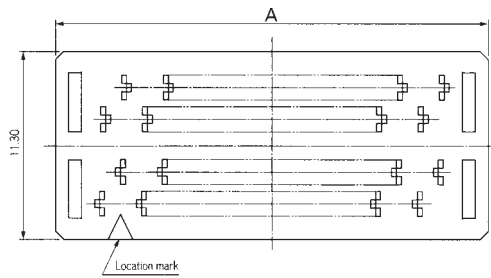
AWG 30stranded wire, AWG 30solid wire, 0.635mm pitch (e.g. FLEX-*S, see Section E)

Jigs and Tools

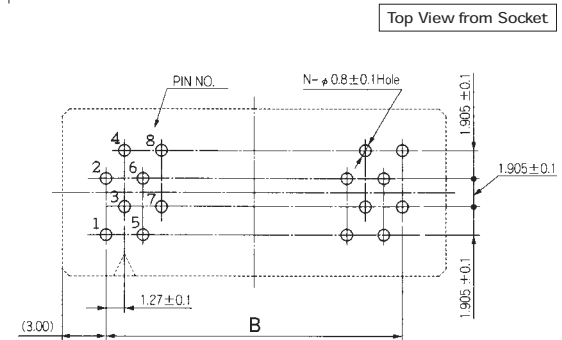
- ⇒ Hand press: FX-003
- ⇒ Applicable jig: NFG-105
- ⇒ Platen: Standard platen



Outline Dimensions



Recommended PCB Layout



Standard types

Part Number	No. of Leads	A	B
NFP-10G-0100BF	10	11.08	5.08
NFP-16G-0100BF	16	14.89	8.89
NFP-20G-0100BF	20	17.43	11.43
NFP-20G-0100FF	20	17.43	11.43
NFP-26G-0100BF	26	21.24	15.24
NFP-26G-0100FF	26	21.24	15.24
NFP-34G-0100BF	34	26.32	20.32
NFP-34G-0100FF	34	26.32	20.32
NFP-40G-0100BF	40	30.13	24.12
NFP-40G-0100FF	40	30.13	24.12

Part Number	No. of Leads	A	B
NFP-50G-0100BF	50	36.48	30.48
NFP-50G-0100FF	50	36.48	30.48
NFP-60G-0100BF	60	42.83	36.83
NFP-64G-0100BF	64	45.37	39.37
NFP-64G-0100FF	64	45.37	39.37
NFP-80G-0100BF	80	55.53	49.53
NFP-80G-0100FF	80	55.53	49.53
NFP-100G-0100BF	100	68.23	62.23
NFP-100G-0100FF	100	68.23	62.23

For the following versions below please contact Yamaichi, minimum order quantity may be required

NFP-10G-0100FF	10	11.08	5.08
NFP-16G-0100FF	16	14.89	8.89
NFP-60G-0100BF	60	42.83	36.83